

## SPEECH COMPENSATORY MISARTICULATIONS *in Cleft Palate*

Judith E. Trost-Cardamone, Ph.D.

### Illustrations of Compensatory Misarticulations

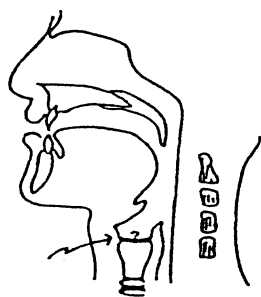
**General Definition.** Compensatory misarticulations (CMAs) are *substitution* errors in *place* of production. They are *learned* articulatory postures that typically persist even after successful surgical or appliance management of the velopharyngeal port and therefore often co-exist with an adequate closure mechanism. They tend to be backed articulations relative to the target place of production.

In the following listing, the phonetic symbol for the voiced cognate always appears on the right.

#### Illustrations and Phonetic Symbols for CMAs

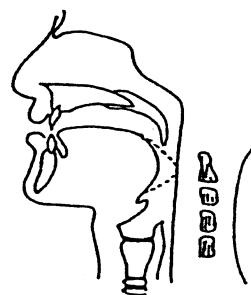
Glottal Stop

/ʔ/



Pharyngeal Stop

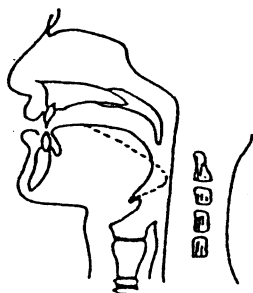
/ɓ/ / ɓ̥/



Pharyngeal Fricative

/ʕ/ / ʕ̥/

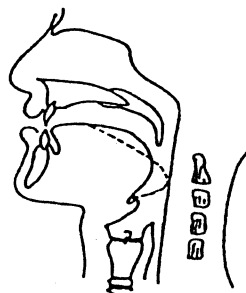
(? laryngeal fricative)



Pharyngeal Affricate

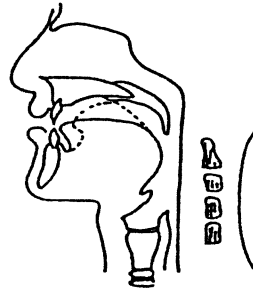
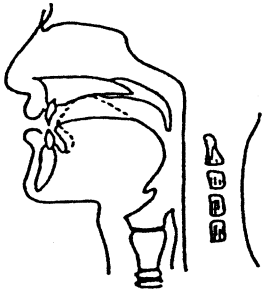
/ʕʔ/ / ʕ̥ʔ̥/

(? laryngeal affricate)

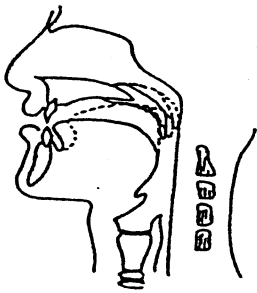


Mid-Dorsum Palatal Stop /ɛ/ /ɟ/

Velar Fricative /ʁ/ /ʝ/



Posterior Nasal Fricative /ɳ/



#### Related Atypical Backed Articulation Patterns

Phonemes in the category include the liquids /l, r/ and the nasal /n/.

- tip alveolar /l/ → back velar /L/
- central palatal /r/ → back velar /ʀ/
- tip alveolar /n/ → back velar /ŋ/

**Note:** The term, co-production or co-articulation denotes an aberrant consonant production characterized by *one manner* of production with simultaneous valving at *two places* of production where the deviant, or non-linguistic place is the effective one for manner.

Example: glottal stop + /b/ co-production  
"boy" → [bʔ]

---

#### Selected References

- Brooks, A.R., Shelton, R.L., Youngstrom, K.A. (1966). Tongue palate contacts in persons with palatal defects. *Journal of Speech and Hearing Disorders*, 31, 14-25.
- Gooch, J.L., Hardin-Jones, M., Chapman, K., Trost-Cardamone, J.E., Sussman, J. (In press). Reliability of listener judgments of compensatory articulations. *Cleft Palate-Craniofacial Journal*.

- Henningsson, G.E., Isberg, A.M. (1986). Velopharyngeal movement patterns alternating between oral and glottal articulation: A Clinical and radiographic study. *Cleft Palate Journal*, 23, 1-9.
- Henningsson, G.E., Isberg, A.M. (1991a). A cineradiographic study of velopharyngeal movements for deviant versus nondeviant articulation. *Cleft Palate Journal*, 28, 115-118.
- Henningsson, G.E., Isberg, A.M. (1991b). Comparison between multiview videofluoroscopy and nasendoscopy of velopharyngeal movements. *Cleft Palate Journal*, 28, 413-418.
- Kawano, M., Isshiki, N., Harita, Y., Tanokuchi, F. (1985). Laryngeal fricative in cleft palate speech. *Acta Otolaryngologica*, 419, (Suppl.), 180-187.
- Kawano, M., Isshiki, N., Honjo, I., Kojima, H., Kurata, K., Tanokuchi, F., Kido, N., Isobe, M. (1997). Recent progress in treating patients with cleft palate. *Folia Phoniatrica Logopedica*, 49, 117-138.
- Kido (1992). Kido, N., Kawano, M., Tanokuchi, F., Fujiwara, Y., Honjo, I., Kojima, H. (1992). Glottal stop in cleft palate speech. *Studia Phonologica*, 26 34-41.
- Lawrence, C., Philips, B.J. (1975). A telefluoroscopic study of lingual contacts made by persons with palatal defects. *Cleft Palate Journal*, 12, 85-94.
- Morley, M. (1970). Cleft Palate Speech. Seventh Edition. Edinburg:Churchill Livingstone.
- Powers, G. (1962). Cinefluorographic investigation of movements of selected individuals with cleft palate. *Journal of Speech and Hearing Research*, 5, 59-69.
- Santelmann, L., Sussman, J., Chapman, K. (1999). Discrimination and identification of mid-dorsum palatal stops from the speech of three children with repaired cleft palate. *Cleft Palate-Craniofacial Journal*, 36, 233-242.
- Suzuki, N. (1989). Clinical applications of EPG to Japanese cleft palate and glossectomy patients. *Clinical Linguistics & Phonetics*, 3, No. 1, 127-136.
- Trost, J.E. (1981). Articulatory additions to the classical description of the speech of persons with cleft palate. *Cleft Palate Journal*, 18, 193-203.
- Trost-Cardamone, J.E. (1987). Cleft Palate Misarticulations: A Teaching Tape. Videotape produced by the Instructional Media Center, California State University Northridge.
- Trost-Cardamone, J.E. (1997). Diagnosis of specific cleft palate speech error patterns for planning therapy or physical management needs. In Bzoch, K.R., (Ed.), Communicative Disorders Related to Cleft Lip and Palate, pp. 313-330.
- Yamashita, Y., Michi, K. (1991). Misarticulation caused by abnormal lingua-palatal contact in patients with cleft palate and adequate velopharyngeal function. *Cleft Palate-Craniofacial Journal* 28, 301-368.